

Power Regulator User Manual

▲ Feature

- ★ Full digital operation and temperature display function
- ★ Phase shift voltage regulation and zero-crossing adjustment can be switched
- ★ Provide input command and failure alarm function
- ★ Built-in fast fuse with over-current protection function

▲ Product Capability

Rated Voltage: three-phase 380VAC(three phase three wire)

Auxiliary Power: phase output/zero-crossing output(switching of two modes)

Control Signal: 4-20ma,0-5vdc,0-10vdc(switching of three signals)

Input Impedance: 4-20ma(240 Ω),0-5vdc(30K),0-10vdc(12K)

Protection Function: fast fuse

Display Function: SCR working state, the body temperature and LED display fault

Operating Environment: temperature: less than 45℃ ; humidity: less than 90%RH

▲ Product Model

Model		32 kW
Overall Dimension (mm)	W	150
	L	260
	H	235
Installation Dimension	W	135
	L	150

▲ Picture



▲ Warning

1. Three phase three wire input is adopted in the main circuit without phase sequence requirements.
2. SCR is wall-mounted, and vertical installation can achieve the best heat dissipation effect.
3. SCR is high-current product, please keep in mind that terminals (R.S.T) and (U.V.W) should be locked tightly, otherwise it will cause heating of terminals and result in SCR burning.
4. When the body temperature exceeds 85℃,SCR stop output. When temperature drops to 70℃,SCR return to work (show" and flicker when over-temperature.)
5. When the load is not in use, disconnect the control signal to make the SCR output be zero, and then cut off the power supply of the main circuit.
- 6.When the SCR has been idle for three months and has not been used, please deal with the surface dust before the machine.
- 7.Operating Environment: please use in a well-ventilated environment free from direct sunlight or thermal radiation and corrosion or flammability.

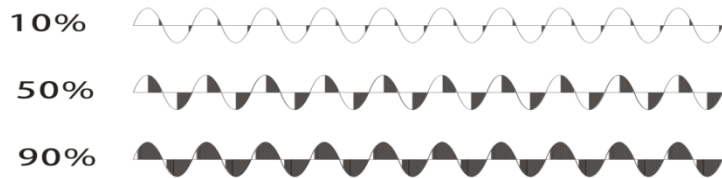
<div><div>!</div><div>警告</div><div>Warning</div></div>	It is strictly forbidden to touch the terminals and probe the pointed metal objects into the body parts when energizing to avoid the risk of electric shock.	<div><div></div><div></div></div>
	Do not touch the case during or just after the power is off to avoid scalding due to excessive surface temperature.	<div><div></div><div></div></div>
	SCR is high-current product, please make sure to tighten the screws so as to avoid fire caused by loose screws.	<div><div></div><div></div></div>
	It is strictly forbidden to disassemble and reconstruct the finished product to avoid the risk of failure, electric shock and fire.	

▲ Output Wave

*Phase regulating voltage output

Advantages: applied to fixed resistance, variable resistance load and lighting regulation. Continuous output without interruption.

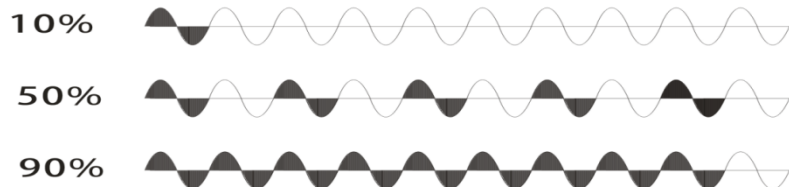
Disadvantages: harmonic wave will be generated when triggered.



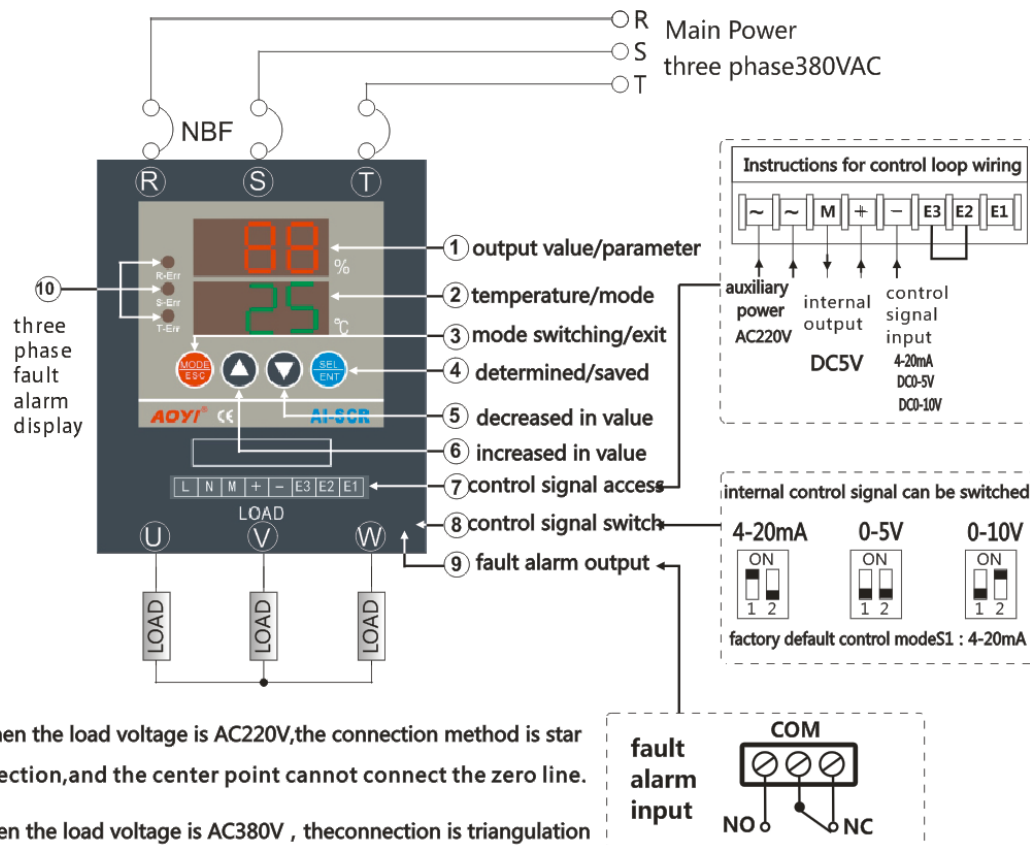
*Zero-crossing regulating power output

Advantages: no harmonic wave, the power factor which can reach the highest without half wave component.

Disadvantages: only applicable to the constant load, and the ammeter will be shaking when output.

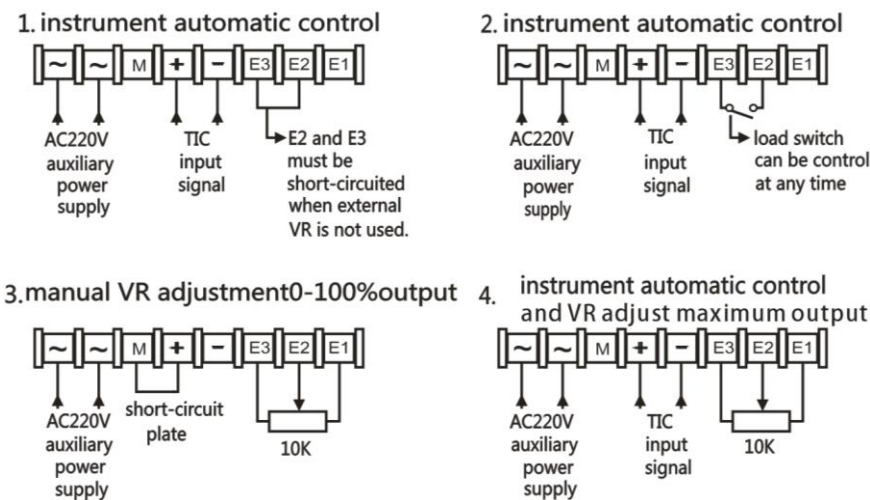


▲ Panel Explanation

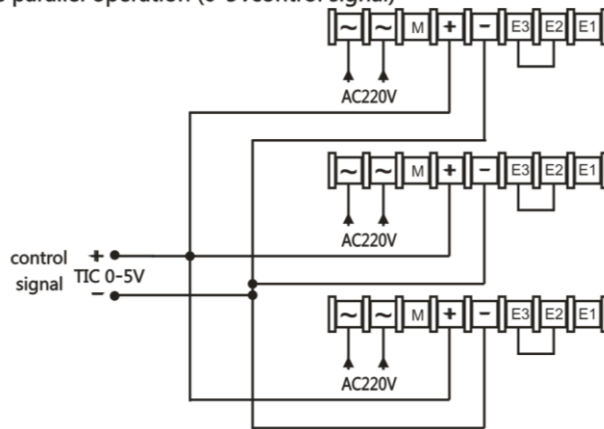


1. When the load voltage is AC220V, the connection method is star connection, and the center point cannot connect the zero line.
2. When the load voltage is AC380V, the connection is triangulation

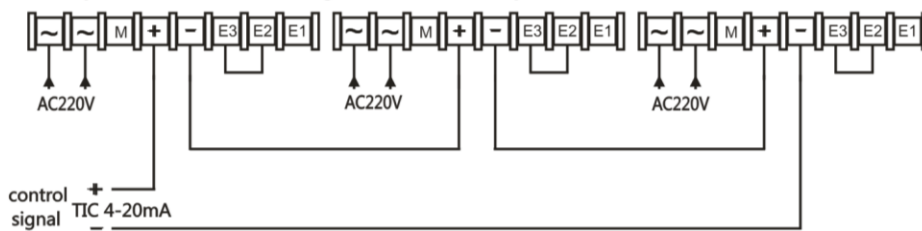
▲ Examples of Connecting Circuit



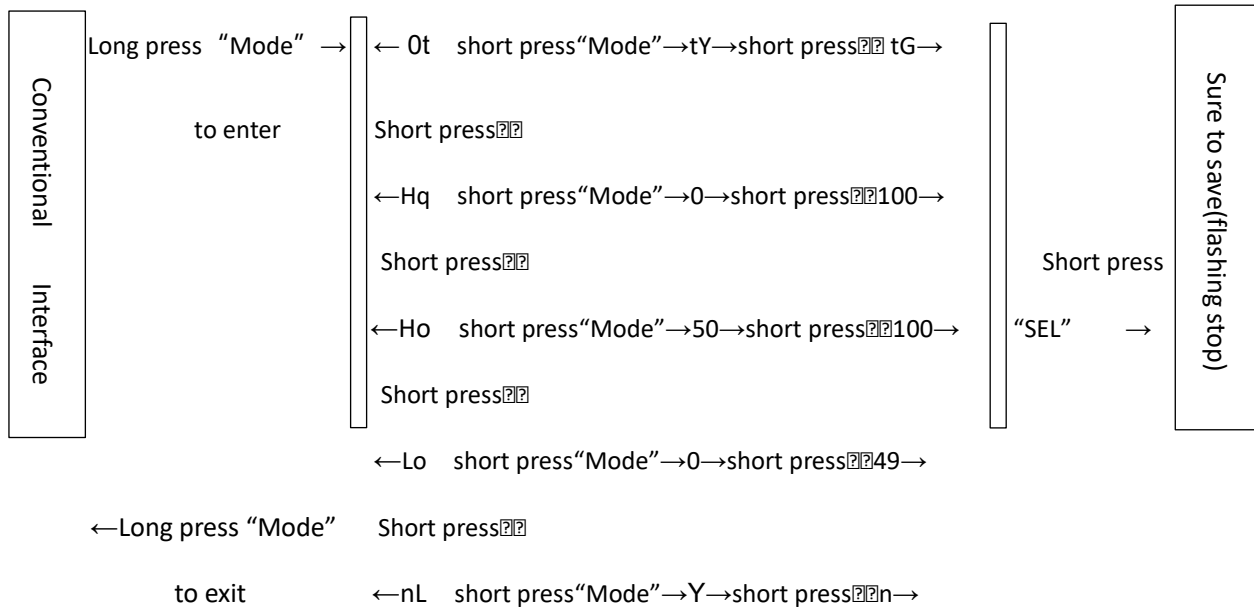
5. multiple parallel operation (0-5V control signal)



multiple in series (control signal 4-20mA) (up to three)



▲ Parameter Setting Mode



The parameters can only be adjusted when the above five items show flicker

Code	Code meaning	Factory default
Ot	Output mode: tY stands for voltage regulating and tG stands for power regulating	tY pressure regulating
Hq	Slow start time: adjustable range 0-100 seconds	0 seconds
Ho	Maximum limit output: adjustable range 50-100%	100%
Lo	Minimum output limit: adjustable range 0-49%	0%
nL	Lock menu: Y lock, n unlock	Y
Err	Phase code display	/